

Bin Tidy

The WoodLoC bin tidy is an excellent project to cater for the neat storage of an unsightly 'wheely' bin. This project is designed to be free standing and can even be fixed down to a flat surface if required.

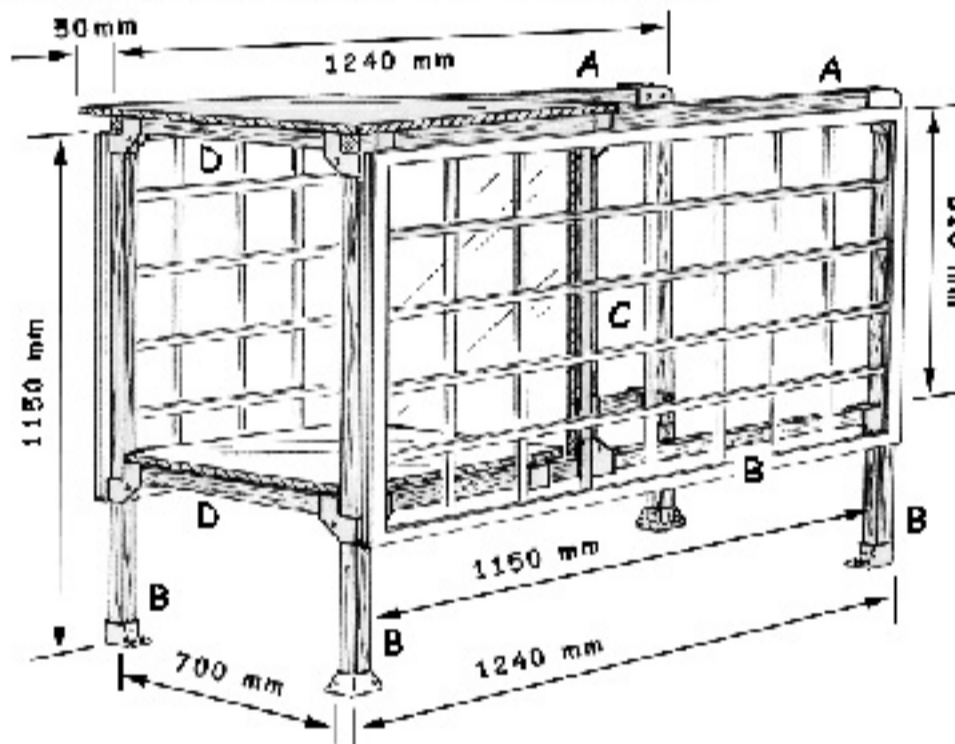
Added value and versatility come from the open and convenient 'wheely' bin space at one end, whilst the roof at the other end protects a useful shelf for garden tools.

Diagonally slatted trellis can always be used if preferred to the square slatted type shown.

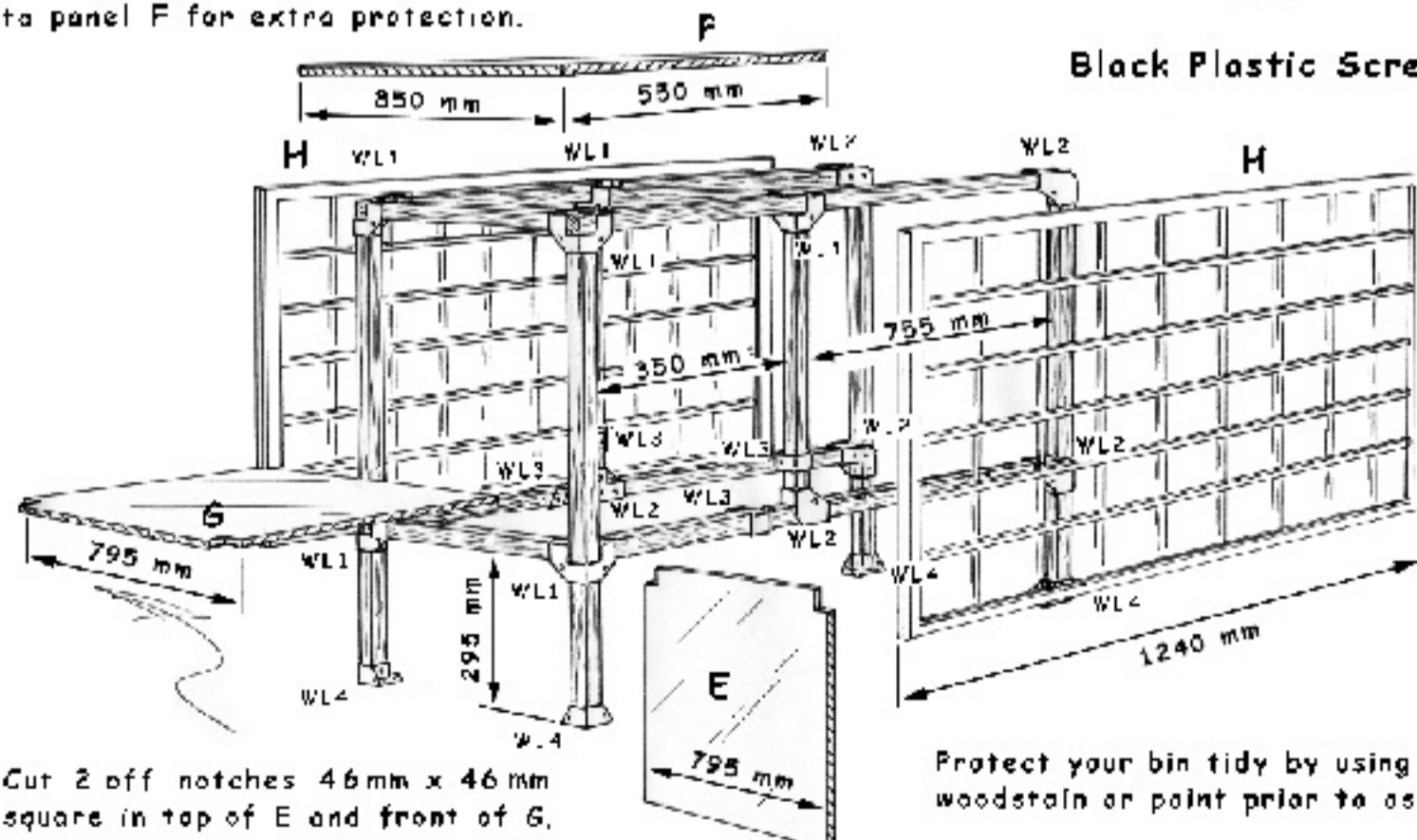
Don't forget, that with WoodLoC being so simple and fast to use, you can always change this design and make your own personalized project.

Tools Required: - Pencil, Tape Measure, Saw, Power Screwdriver, Sand paper & Safety Goggles.

Handy Hints: - Construct both sides of the bin tidy side by side first. Then complete the framework by inserting the three horizontal pieces. Finally, secure the sheet timber and trellis sides.



If required, roofing felt can be added to panel F for extra protection.



Cut 2 off notches 46mm x 46mm square in top of E and front of G.

Please note that this project sheet is intended as a guide only. WoodLoC cannot guarantee or accept any responsibility for individual projects. Always wear respiratory and eye protection when cutting timber.

WoodLoC Limited, The Pines, Broad Street, Guildford, Surrey GU3 3BH England. Tel: +44 (0) 1483 303737 www.WoodLoC.com

WoodLoC®

Cutting List (From Timber Merchant)

Planed Timber 45mm x 45mm or 44mm x 44mm

A	-	1240 mm	-	2 off
B	-	1150 mm	-	6 off
C	-	810 mm	-	2 off
D	-	700 mm	-	3 off

OSB Board 12 mm Thickness


E	-	855 mm x 795 mm	-	1 off
F	-	850 mm x 530 mm	-	1 off
G	-	795 mm x 380 mm	-	1 off

Trellis

H	-	1240 mm x 915 mm	-	2 off
---	---	------------------	---	-------

(Std 6ft x 3ft trellis cut & adjusted down in length)

Other Materials (Included)

Screws 

4mm x 30mm Crosshead CSK - 82 off
(To secure square timber to WoodLoC junctions)

3.5mm x 12mm Crosshead CSK - 22 off
(To secure sheet & trellis to WoodLoC junctions)

Caps 

Black Plastic Screw Covers - 104 off

WoodLoC Junctions

	WL1 - 6 off
	WL2 - 6 off
	WL3 - 4 off
	WL4 - 4 off



Protect your bin tidy by using exterior woodstain or paint prior to assembly.